



AFTERMARKET MASK PRINTING

4189 Santa Ana St, Unit F
Ontario, CA 91761


P: 909.605.6878 F: 909.605.6898

info@j6designs.com

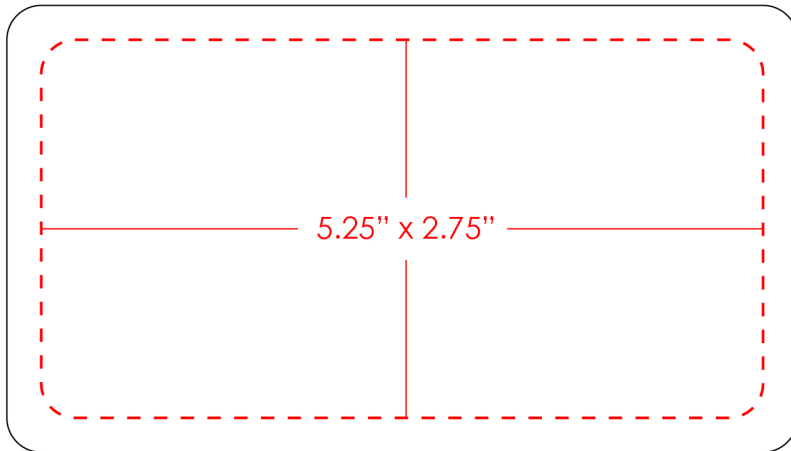
www.j6designs.com

Most face masks are multiple layers of fabric and printing on them require special equipment. With this special equipment comes limitations to print size and location. These limitations are only present with premade masks. Our in-house production masks have more freedom in print size and location. Please see below for an explanation on these limitations and more information on how these masks are printed.

Printable Area



The largest printable area is 5.25" wide x 2.75" high.




**Please note that print size is dependent on location and mask size.*

Mask Loading

In order for these masks to be printed properly, the mask must be centered with the edges wrapped around the printing plate. By centering the masks, we are limited with how close we can get to the edges thus making a lot of custom print locations impossible. *(Please note that masks from different manufacturers are cut and styled differently making the way we can print them can vary from what is depicted in these photos.)*



Mask centered on plate.



Printing pallet lowered on plate tightening the fabric and ready to print.



This is the estimated printable area. Please note the distance from all edges.